












































Rank	Competitor	Age	Club	RT	PTS	Result	
1	 Ariel Muchirahc	17		0.71		2:03.35 Entry: 1:59.19 +4.16	QA
	50m: 27.07 100m: 57.80 (30.73) 150m: 1:30.55 (32.75) 200m: 2:03.35 (32.80)						
2	 Daniel Kregting	18		0.62		2:03.52 Entry: 2:01.02 +2.50	QA
	50m: 26.45 100m: 57.23 (30.78) 150m: 1:30.15 (32.92) 200m: 2:03.52 (33.37)						
3	 Harvey Larke (20		0.68		2:05.07 Entry: 2:00.97 +4.10	QA
	50m: 26.78 100m: 57.12 (30.34) 150m: 1:28.97 (31.85) 200m: 2:05.07 (36.10)						
4	 William Campb	30		0.74		2:08.23 Entry: 2:07.67 +0.56	QA
	50m: 27.57 100m: 59.42 (31.85) 150m: 1:32.63 (33.21) 200m: 2:08.23 (35.60)						
5	 Jack Love	19		0.73		2:11.22 Entry: 2:11.26 -0.04	QA
	50m: 28.70 100m: 1:01.50 (32.80) 150m: 1:35.40 (33.90) 200m: 2:11.22 (35.82)						
6	 Neo Salomons:	17		0.78		2:11.79 Entry: 2:05.89 +5.90	QA
	50m: 27.97 100m: 1:01.12 (33.15) 150m: 1:35.92 (34.80) 200m: 2:11.79 (35.87)						
7	 Declan Broadfc	16		0.68		2:12.47 Entry: 2:07.86 +4.61	QA
	50m: 28.76 100m: 1:01.81 (33.05) 150m: 1:36.84 (35.03) 200m: 2:12.47 (35.63)						
8	 Lochlainn O'Cc	25		0.71		2:12.51 Entry: 2:01.21 +11.30	QA
	50m: 27.64 100m: 1:00.04 (32.40) 150m: 1:35.01 (34.97) 200m: 2:12.51 (37.50)						
9	 Flynn Grace	18		0.72		2:13.59 Entry: 2:07.21 +6.38	QB
	50m: 29.16 100m: 1:02.46 (33.30) 150m: 1:36.94 (34.48) 200m: 2:13.59 (36.65)						
10	 Nemanja Marko	17		0.67		2:14.84 Entry: 2:04.72 +10.12	QB
	50m: 28.10 100m: 1:01.98 (33.88) 150m: 1:38.03 (36.05) 200m: 2:14.84 (36.81)						
11	 Alexander Cop	17		0.68		2:15.40 Entry: 2:12.79 +2.61	QB
	50m: 30.09 100m: 1:04.37 (34.28) 150m: 1:40.12 (35.75) 200m: 2:15.40 (35.28)						
12	 Eric Yuan	18		0.67		2:15.72 Entry: 2:07.05 +8.67	QB
	50m: 28.58 100m: 1:01.63 (33.05) 150m: 1:36.74 (35.11) 200m: 2:15.72 (38.98)						
13	 Samuel Lang (16		0.72		2:16.80 Entry: 2:13.69 +3.11	
	50m: 30.14 100m: 1:04.85 (34.71) 150m: 1:40.52 (35.67) 200m: 2:16.80 (36.28)						

14	 Josiah Joyce	17		0.66	2:18.19 Entry: 2:15.69 +2.50	QB
	50m: 29.87 100m: 1:03.37 (33.50) 150m: 1:38.11 (34.74) 200m: 2:18.19 (40.08)					
15	 Alexis Goatley	15		0.80	2:19.88 Entry: 2:21.84 -1.96	
	50m: 30.73 100m: 1:06.37 (35.64) 150m: 1:43.52 (37.15) 200m: 2:19.88 (36.36)					
16	 Flyn Beattie	17		0.72	2:21.84 Entry: 2:11.82 +10.02	QB
	50m: 29.70 100m: 1:05.07 (35.37) 150m: 1:42.67 (37.60) 200m: 2:21.84 (39.17)					
17	 Sonny Liu	16		0.64	2:22.59 Entry: 2:15.17 +7.42	
	50m: 30.11 100m: 1:04.97 (34.86) 150m: 1:41.15 (36.18) 200m: 2:22.59 (41.44)					
18	 Remy Burns	19		0.75	2:22.97 Entry: 2:21.18 +1.79	
	50m: 30.60 100m: 1:05.71 (35.11) 150m: 1:43.97 (38.26) 200m: 2:22.97 (39.00)					
19	 Austin Lin	15		0.74	2:23.07 Entry: 2:23.85 -0.78	
	50m: 30.04 100m: 1:04.39 (34.35) 150m: 1:41.22 (36.83) 200m: 2:23.07 (41.85)					
20	 Jk Wang	14		0.72	2:23.45 Entry: 2:22.37 +1.08	
	50m: 30.69 100m: 1:06.56 (35.87) 150m: 1:44.90 (38.34) 200m: 2:23.45 (38.55)					
21	 Sam Li	17		0.69	2:24.09 Entry: 2:22.92 +1.17	QB
	50m: 29.62 100m: 1:05.19 (35.57) 150m: 1:42.10 (36.91) 200m: 2:24.09 (41.99)					
22	 Finlay McNabb	18		0.68	2:28.06 Entry: 2:22.38 +5.68	QB
	50m: 32.34 100m: 1:09.00 (36.66) 150m: 1:47.07 (38.07) 200m: 2:28.06 (40.99)					